






# APPLE WALLET




## *The simplest way to access your tickets*

No one likes scrambling through bags to find their tickets. Even worse is getting to an event just to realize your tickets are still at home! Tickets.com has teamed up with Apple's Passbook so patrons can scan their iPhone for entry into an event. Now all tickets for your events are in the same place, stored all on your mobile device.

## HOW TO ADD TICKETS TO PASSBOOK:

-  1. Select Tickets@Home as the delivery method when purchasing tickets using a computer or mobile device
-  2. When selecting tickets to print from an iPhone, select "Add To Passbook"
-  3. Once saved to Passbook, then can be accessible

## ENTRY INTO THE EVENT:

-  1. Simply scan the 2D barcode on the iPhone Passbook at the gate
-  2. Once the barcode has been successfully scanned, you will receive a printed seat locator slip
-  3. Enjoy the event!

**LEARN MORE AND SIGN UP TODAY!**

Tickets.com | 555 Anton Boulevard | Costa Mesa, CA 92626 | sales@tickets.com

